



**HOLDS**



*Catalogue*  
Climbing Holds  
Volumes & Macros





# How to choose holds?

*Here are a few tips!*

The choice of climbing holds is an important step for the life of your climbing wall.

## Outdoor or indoor use

For outdoor use, we recommend PolyEster holds.

## Quantity

- For bouldering: use between 5 and 15 holds for a boulder 4.5 meters high.
- For lead: use 3 to 4 holds per meter for a hard route, and 6 to 7 holds for an easy route. Also, in order not to saturate your wall, we recommend to keep up a maximum 3 routes per climbing line.

## Difficulty of the route

To help you in selecting holds, we offer a rating scale for each set. This is indicative of the complexity of the hold.



## The size of the holds

It depends on their average diameter:

XS	0 to 5 cm	XL	16 to 22 cm
S	5 to 8 cm	XXL	22 to 30 cm
M	8 to 11 cm	A	Mix
L	11 to 16 cm		



Outdoor  
or indoor?



How many  
holds?



Hard or easy?



Check size!

# Climbing Holds

## CHART



### Feet

Generally small holds that can also be used as crimps.



### Gaston

A sideways hold larger than a sidepull where the whole set of fingers are in contact.



### Crimp

An incut edge that requires all the power in your fingers.



### Jug

A incut hold big enough to grab hold of naturally. Come in a range of sizes from XXL for 2 hands down to fingers only.



### Sloper

A large hold with no edge using all or part of the palm to grip.



### Undercut

Where the gripped edge faces downwards.



### Pinch

Held using a squeezing grip.



### Sidepull

Is what it says and can be any number of hold types set for this method.



### Pocket

An incut edge that requires all the power in your fingers.



## Edges/Ledges

A larger version of a crimp where the thumb can be used to stabilise the move.



## Mono

A single finger pocket.



## Rails

A longer thinner hold.



## Macro

Generally a very large hold made from glass fibre.



## Volume

Made from ply in a multitude of designs.



## FITTING METHODS

### Screw on

2 options here, screw only or dual fix where enough screw holes have been added along with a bolt hole which can be plugged, Volumes are only ever screw on.

### Bolt on

1 bolt hole with anti-rotation screw holes included to stop spinning.

## Finishes



## Single tex

Where the whole hold has texture on it.



## Dual tex

Only part of the hold is textured.

*Loved and hated in equal measure*  
**depending on the route setting?**

# Fixings

Here are most of the fixing tools we supply you and their recommended use.

To help you choose the right screws, you can refer to the « recommended screws » section that is specified in each product description. Please note that this information is not exhaustive and that the screw sizes may vary depending on the thickness of your wall



## Our installation recommendations

To ensure safety, the climbing holds require special attention during assembly :

- We recommend the use of a torque wrench set to a maximum of 35 N.M.
- The surface must be flat, unbroken and clean.
- It is essential to use the holes provided for the anti-rotation screws.



Most of our holds are equipped with a dual fixing system that allows the use of different bolts :

- CNC M10 bolts (cylindrical-type)
- FHC M10 bolts (counter-sunk-type)

REF.	NAME	RECOMMENDED USE	
BOLTS & SCREWS	EQ877	CHC bolts M10*35	Full thread - For indoor bolt-on holds
	EQ878	CHC bolts M10*50	Full thread - For indoor bolt-on holds
	EQ879	CHC bolts M10*70	Full thread - For indoor bolt-on holds
	EQ880	CHC bolts M10*100	Full thread - For indoor bolt-on holds
	EQ881	CHC bolts M10*120	Standard - For indoor bolt-on holds
	EQ888	CHC bolts M10*140	Standard - For indoor bolt-on holds
	EQ882	CHC bolts M10*160	Standard - For indoor bolt-on holds
	EQ883	CHC bolts M10*180	Standard - For indoor bolt-on holds
	EQ002	FHC bolts M10*35	For indoor bolt-on holds
	EQ001	FHC bolts M10*50	For indoor bolt-on holds
	EQ003	FHC bolts M10*70	For indoor bolt-on holds
	EQ683	FHC bolts M10*100	For indoor bolt-on holds
	EQ684	FHC bolts M10*120	For indoor bolt-on holds
	EQ890	FHC bolts M10*140	For indoor bolt-on holds
	EQ891	FHC bolts M10*160	For indoor bolt-on holds
	EQ892	FHC bolts M10*180	For indoor bolt-on holds
	EQ006	FHC bolts M10*35 STAINLESS STEEL	For outdoor bolt-on holds
	EQ005	FHC bolts M10*50 STAINLESS STEEL	For outdoor bolt-on holds
	EQ007	FHC bolts M10*70 STAINLESS STEEL	For outdoor bolt-on holds
	EQ012	Wood screws 5*40	Use only on wood walls for anti-rotation and screw-on holds
EQ024	Wood screws 5*70	Use only on wood walls for screw-on volumes	
EQ825	FHC tamper-proof bolts M10*35 STAINLESS STEEL	For playgrounds or unguarded walls Outdoor use	
EQ820	FHC tamper-proof bolts M10*50 STAINLESS STEEL	For playgrounds or unguarded walls Outdoor use	
EQ894	Torx woodscrews 5*40	Use only on wood walls for anti-rotation and screw-on holds	
EQ895	Torx woodscrews 5*70	Use only on wood walls for anti-rotation and screw-on holds	
INSERTS	EQ100	Anchoring pins EAM 10*40	Use only on concrete walls Indoor use - For FHC bolts
	EQ101	Anchoring pins EAM 10*40 STAINLESS STEEL	Use only on concrete walls - Outdoor use - For FHC Stainless steel bolts
	EQ200	T-nut inserts M10	Use only on wood walls Indoor use For FHC bolts
	EQ201 + EQ023	L-shaped bolt-in inserts M10 + wood screws 4*16	Use only on wood walls Indoor use - For FHC bolts
	EQ896	Torx woodscrews 4*16	Use only on wood walls for anti-rotation and screw-on holds
TOOLING	EQ098	Allen key M6	To be used for FHC installation
	EQ889	Allen key M8	To be used for CHC installation
	EQ097	Allen key M6 FACOM in T shape	To be used for FHC installation
	EQ102	Expansion anchor H10	To be used for anchoring pins installation
	EQ821	Allen key for tamper-proof screws	To be used for FHC tamper-proof bolts installation


# Technical information

## The holds colours

We offer a vast selection of colours.

PE POLYESTER

PU POLYURETHANE



Blue (RAL 5015)



Red (RAL 3020)



Yellow  
(PANTONE 116C)



Fluro Pink  
(PANTONE 806C)



Fluro Orange  
(PANTONE 805C)



Fluro Green  
(PANTONE 802C)



Purple (RAL 4008)



Green (RAL 6002)



Black (RAL 9005)



Grey (RAL 7001)

PE ONLY

## The materials

We use two materials for our climbing holds :

- **POLYURETHANE** : This material is both light and resistant to impact forces. We offer a different choice of colours : bright fluorescent (« fluro ») ones.
- **POLYESTER** : This is the traditional resin used for climbing holds. The touch is dry and the holds are resistant to abrasion.

## Quality and certifications

### EPS – EXPLOSION PROOF SYSTEM

The EPS system is a patented technology developed by EP CLIMBING. If a bolt-on hold should develop a crack or break across the fixing hole, the hold will remain in place connected together by the metal EPS component and the pieces will not fall. This system is implemented on all large volume PE holds.

### EN 12572-3 : HOLDS CERTIFICATION

All EP holds comply with the European standard for climbing holds. Rigorous tests are randomly carried out on the sets of holds.

### EN 1176-1 : PLAYGROUND CERTIFICATION

EP Climbing offers a large range of holds that are certified to comply with the European standard for playgrounds. They can be used by children older than 2 years old.

## Maintenance

Climbing holds must be cleaned regularly. Simply wash with warm water and a stiff brush. Do not use any solvent detergent that could weaken the hold. A damaged climbing hold cannot be repaired.







# Menu

**FIBREGLASS MACROS** ..... p.11  
Round off the angles



**WOODEN VOLUMES** ..... p.29  
3 dimensional climbing



**SHAUNA COXSEY** ..... p.37  
Fundamental climbing movements



**ATAMI** ..... p.49  
Waves inspiration



**SIMON** ..... p.55  
Modern climbing style



**ESSENTIALS** ..... p.65  
The essentials for setting up a wall



**STONE PULSE** ..... p.83  
The grip and detail of granite



**PACKS** ..... p.89  
Ready to use routes and bouldering problems



**KIDS** ..... p.93  
Climbing for kids



**TRAINING** ..... p.101  
To reach new heights



**GREENHOLDS** ..... p.107  
Proud distributor of Greenholds



## ICONS

 PolyUrethane

 PolyEster

 Wood

 Fibreglass

 Rating scale

 SoftTouch Grain

 Wood screws only

 Playground Certified





# MACROS

*Round off the angles!*

Fibreglass Macros have always been present in EP Holds Range. Iconic shapes such as Wok, Taijitu and Bubble have become a must-have standard.

From local gyms to world Championships, Route-setters are always finding new ways of using them!



Colour options :





## Barchan Smooth Pack

- 3 macro
- 36\*24\*7 cm
- Recommended screws:  
9 woodscrews 5\*70

Ref. EMS116



Colour options:  
*please refer to page 9*

## Barchan Jugs Pack

- 3 macro
- 36\*24\*7 cm
- Recommended screws:  
9 woodscrews 5\*70

Ref. EMS117



Colour options:  
*please refer to page 9*



## Barchan Slopers Packs

- 2 macro
- 37\*25\*8 cm
- Recommended screws:  
6 woodscrews 5\*70

Ref. EMS118



Colour options:  
*please refer to page 9*





### Barchan 1

- 1 macro
- 53\*36\*8 cm
- Recommended screws:  
6 woodscrews 5\*70

Ref. EMS119



Colour options:  
please refer to page 9



### Barchan 3

- 1 macro
- 70\*42\*10 cm
- Recommended screws:  
8 woodscrews 5\*70

Ref. EMS121



Colour options:  
please refer to page 9





## Barchan 4

- 1 macro
- 70\*42\*10 cm
- Recommended screws:  
6 woodscrews 5\*70

Ref. EMS122



Colour options:  
*please refer to page 9*



## Barchan 5

- 1 macro
- 70\*36\*10 cm
- Recommended screws:  
7 woodscrews 5\*70

Ref. EMS123



Colour options:  
*please refer to page 9*



## Barchan 6

- 1 macro
- 70\*42\*12 cm
- Recommended screws:  
6 woodscrews 5\*70

Ref. EMS124



Colour options:  
*please refer to page 9*



## Barchan 7

- 1 macro
- 70\*42\*12 cm
- Recommended screws:  
7 woodscrews 5\*70

Ref. EMS125



Colour options:  
please refer to page 9



## Barchan Smooth XL1

- 1 macro
- 81\*50\*14 cm
- Recommended screws:  
8 woodscrews 5\*70

Ref. EMS127



Colour options:  
please refer to page 9





## Barchan Smooth XL2

- 1 macro
- 80\*50\*17 cm
- Recommended screws:  
7 woodscrews 5\*70

Ref. EMS128



Colour options:  
*please refer to page 9*



## Barchan Jugs XL1

- 1 macro
- 80\*50\*16 cm
- Recommended screws:  
8 woodscrews 5\*70

Ref. EMS129



Colour options:  
*please refer to page 9*



## Barchan Jugs XL2

- 1 macro
- 82\*54\*16 cm
- Recommended screws:  
8 woodscrews 5\*70

Ref. EMS130



Colour options:  
*please refer to page 9*







### Eggcup S1

- 1 macro
- 39\*39\*8 cm
- Recommended screws:  
6 woodscrews 5\*70

Ref. EMS096



Colour options:  
*please refer to page 9*



### Eggcup S2

- 1 macro
- 39\*39\*10 cm
- Recommended screws:  
6 woodscrews 5\*70

Ref. EMS097



Colour options:  
*please refer to page 9*



### Eggcup S3

- 1 macro
- 38\*38\*16 cm
- Recommended screws:  
6 woodscrews 5\*70

Ref. EMS098



Colour options:  
*please refer to page 9*



### Eggcup S4

- 1 macro
- 31\*31\*11 cm
- Recommended screws:  
6 woodscrews 5\*70

Ref. EMS114



Colour options:  
please refer to page 9



### Eggcup S5

- 1 macro
- 36\*36\*11 cm
- Recommended screws:  
6 woodscrews 5\*70

Ref. EMS115



Colour options:  
please refer to page 9



### Eggcup M

- 1 macro
- 54\*54\*16 cm
- Recommended screws:  
6 woodscrews 5\*70

Ref. EMS099



Colour options:  
please refer to page 9



### Eggcup M2

- 1 macro
- 51\*51\*22 cm
- Recommended screws:  
6 woodscrews 5\*70

Ref. EMS100



Colour options:  
please refer to page 9



## Dish S

- 1 macro
- 38\*38\*11
- Recommended screws:  
6 woodscrews 5\*70

Ref. EMS101



Colour options:  
*please refer to page 9*



## Dish S2

- 1 macro
- 46\*46\*11 cm
- Recommended screws:  
6 woodscrews 5\*70

Ref. EMS102



Colour options:  
*please refer to page 9*



## Dish M1

- 1 macro
- 51\*51\*7 cm
- Recommended screws:  
6 woodscrews 5\*70

Ref. EMS103



Colour options:  
*please refer to page 9*



## Dish M

- 1 macro
- 62\*62\*13cm
- Recommended screws:  
6 woodscrews 5\*70

Ref. EMS104



Colour options:  
*please refer to page 9*



### Dish L1

- 1 macro
- 62\*62\*18 cm
- Recommended screws:  
6 woodscrews 5\*70

Ref. EMS105



Colour options:  
*please refer to page 9*



### Bucket M1

- 1 macro
- 65\*65\*18 cm
- Recommended screws:  
6 woodscrews 5\*70

Ref. EMS106



Colour options:  
*please refer to page 9*



### Bucket M2

- 1 macro
- 65\*65\*19 cm
- Recommended screws:  
6 woodscrews 5\*70

Ref. EMS107



Colour options:  
*please refer to page 9*



## Bucket L

- 1 macro
- 77\*77\*26cm
- Recommended screws:  
6 woodscrews 5\*70

Ref. EMS108



Colour options:  
*please refer to page 9*



## Bucket XL

- 1 macro
- 80\*80\*30cm
- Recommended screws:  
6 woodscrews 5\*70

Ref. EMS109



Colour options:  
*please refer to page 9*



## Bucket XXL

- 1 macro
- 100\*100\*30cm
- Recommended screws:  
6 woodscrews 5\*70

Ref. EMS110



Colour options:  
*please refer to page 9*



## Taijitu S

- 1 volume
- 34\*33\*16cm
- Recommended screws:  
4 wood screws 5\*70

Ref. EMS111



Colour options:  
*please refer to page 9*



## Taijitu M

- 1 volume
- 55\*51\*26cm
- Recommended screws:  
7 wood screws 5\*70

Ref. EMS112



Colour options:  
*please refer to page 9*



## Taijitu L

- 1 volume
- 83\*80\*40cm
- Recommended screws:  
11 wood screws 5\*70

Ref. EMS113



Colour options:  
*please refer to page 9*



### Ufo 1

- 1 macro
- 72\*72\*26cm
- Recommended screws:  
6 woodscrews 5\*40

Ref. EMS090



Colour options:  
*please refer to page 9*



### Orb 1

- 1 macro
- 74\*78\*33cm
- Recommended screws:  
6 woodscrews 5\*40

Ref. EMS091



Colour options:  
*please refer to page 9*



### Orb 2

- 1 macro
- 40\*41\*20cm
- Recommended screws:  
6 woodscrews 5\*40

Ref. EMS092



Colour options:  
*please refer to page 9*





### Orb 3

- 1 macro
- 53\*53\*29
- Recommended screws:  
6 woodscrews 5\*40

Ref. EMS093



Colour options:  
*please refer to page 9*



### Orb 4

- 1 macro
- 51\*51\*28cm
- Recommended screws:  
6 woodscrews 5\*40

Ref. EMS094



Colour options:  
*please refer to page 9*



### Ufo 2

- 1 macro
- 60\*61\*46cm
- Recommended screws:  
10 woodscrews 5\*40

Ref. EMS095



Colour options:  
*please refer to page 9*



## Wok S

- 1 volume
- 60\*20cm
- Recommended screws:  
8 wood screws 5\*70

Ref. EMS033



Colour options:  
*please refer to page 9*



## Bubble

- 1 volume
- 60\*30cm
- Recommended screws:  
8 wood screws 5\*70

Ref. EMS062




Colour options:  
*please refer to page 9*









# WOODEN VOLUMES

*3 dimensional climbing*

EP Holds offers you a complete range of volumes. They will allow you to create new moves and rethink the geometry of your walls in a simple and effective manner.


The bolt-on holds can be fixed on the surfaces of the volumes as there are numerous threaded inserts.



Standard colours :



*Other colours are available only under request.  
Please note the delivery time will be longer to these colours.*




## Gizeh

- 3 volumes
- 3\*20\*18\*10cm
- Recommended screws:  
8 wood screws 5\*70

Ref. EMS088



Colour options:  
*please refer to page 27*



## Isis

- 1 volume
- 40\*40\*15cm
- Recommended screws:  
4 wood screws 5\*70

Ref. EMS087



Colour options:  
*please refer to page 27*




## Amon

- 1 volume
- 40\*40\*20cm
- Recommended screws:  
8 wood screws 5\*70

Ref. EMS079



Colour options:  
*please refer to page 27*




## Osiris

- 1 volume
- 40\*35\*20cm
- Recommended screws:  
6 wood screws 5\*70

Ref. EMS069



Colour options:  
*please refer to page 27*




## Horus

- 1 volume
- 40\*35\*20cm
- Recommended screws:  
6 wood screws 5\*70

Ref. EMS068



Colour options:  
*please refer to page 27*




## Sobek

- 1 volume
- 40\*80\*35cm
- Recommended screws:  
12 wood screws 5\*70

Ref. EMS080



Colour options:  
*please refer to page 27*



## Ramses


- 2 volumes
- 80\*70\*20cm
- Recommended screws:  
18 wood screws 5\*70

Ref. EMS067



Colour options:  
*please refer to page 27*






## Cleopatra

- 1 volume
- 116\*40\*32cm
- Recommended screws:  
13 wood screws 5\*70

Ref. EMS066



Colour options:  
*please refer to page 27*



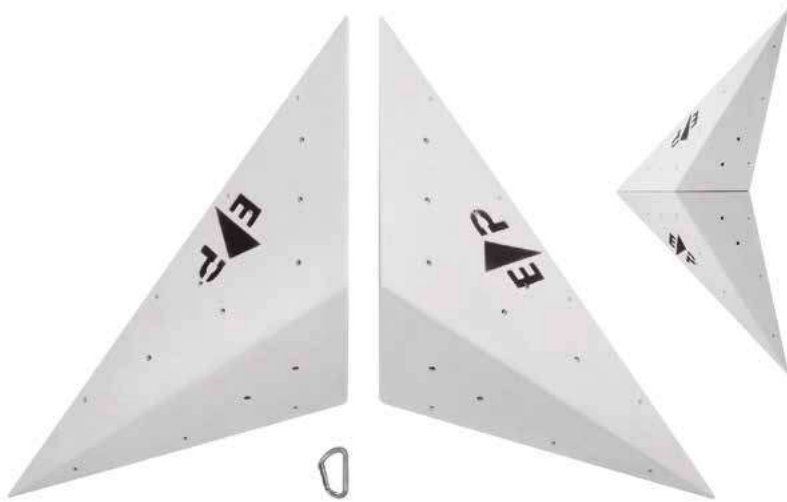
## Sphinx

- 1 volume
- 80\*77\*33cm
- Recommended screws:  
14 wood screws 5\*70

Ref. EMS065



Colour options:  
*please refer to page 27*




## Imothep

- 2 volumes
- 133\*100\*20cm
- Recommended screws:  
20 wood screws 5\*70

Ref. EMS070



Colour options:  
*please refer to page 27*




## Keops

- 1 volume
- 80\*70\*32cm
- Recommended screws:  
9 wood screws 5\*70

Ref. EMS064



Colour options:  
*please refer to page 27*



## Anubis

- 1 volume
- 80\*70\*33cm
- Recommended screws:  
12 wood screws 5\*70

Ref. EMS063



Colour options:  
*please refer to page 27*





E.P.F.



# SHAUNA COXSEY

*Fundamental climbing  
movements*

I am so excited to share the latest set of holds from my range with Entre-Prises. The vision for the latest set is that a routesetter could create an entire circuit with these holds alongside the previous range which is why I was really busy in creating lots of new shapes to add onto the collection!

Continuing the principles from the previous set, these holds are designed to interconnect with each other so setters can create stoppers or improve holds by pairing them together increasing the amount of possibilities for the setter.

It was so good seeing what setters produced with the last range and I am looking forward to what they come up with using this set in 2021!



Colour options :  
*please refer to page 5*

*Shauna  
x* 

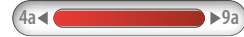


## Shauna's Jugs L

- 3 holds
- L
- Recommended screws:  
11 wood screws 5\*40

Ref. EH622

PU



*Shaped by*  
Shauna Coxsey



## Shauna's Jugs XL

- 3 holds
- XL
- Recommended screws:  
3 bolt 10\*70  
or 20 wood screws 5\*40

Ref. EH623

PU



*Shaped by*  
Shauna Coxsey



## Shauna's Jugs XXL

- 2 holds
- XXL
- Recommended screws:  
1 bolt 10\*50 + 1 bolt 10\*70  
or 8 wood screws 5\*40

Ref. EH606

PU



*Shaped by*  
Shauna Coxsey



## Shauna's Edges S

- 3 holds
- S
- Recommended screws:  
9 wood screws 5\*40

Ref. EH627



*Shaped by*  
Shauna Coxsey



## Shauna's Edges M

- 3 holds
- M
- Recommended screws:  
9 wood screws 5\*40

Ref. EH599



*Shaped by*  
Shauna Coxsey



## Shauna's Edges M 2

- 3 holds
- M
- Recommended screws:  
9 wood screws 5\*40

Ref. EH613



*Shaped by*  
Shauna Coxsey



## Shauna's Edges L

- 2 holds
- L
- Recommended screws:  
6 wood screws 5\*40

Ref. EH604



*Shaped by*  
Shauna Coxsey



## Shauna's Edges L 2

- 4 holds
- L
- Recommended screws:  
13 wood screws 5\*40

Ref. EH612



*Shaped by*  
Shauna Coxsey



## Shauna's Edges L 3

- 3 holds
- L
- Recommended screws:  
9 wood screws 5\*40

Ref. EH614



*Shaped by*  
Shauna Coxsey



## Shauna's Pinches S

- 5 holds
- S
- Recommended screws:  
10 wood screws 5\*40

Ref. EH618

PU

4a ◀ ▶ 9a

*Shaped by*  
Shauna Coxsey



## Shauna's Pinches L

- 2 holds
- L
- Recommended screws:  
2 bolts 10\*70  
or 7 wood screws 5\*40

Ref. EH619

PU

4a ◀ ▶ 9a

*Shaped by*  
Shauna Coxsey



## Shauna's Pinches XL

- 2 holds
- XL
- Recommended screws:  
2 bolts 10\*70  
or 5 wood screws 5\*40

Ref. EH600

PU

4a ◀ ▶ 9a

*Shaped by*  
Shauna Coxsey



## Shauna's Pinches XL 2

- 3 holds
- XL
- Recommended screws:  
3 bolts 10\*100  
or 12 wood screws 5\*40

Ref. EH620

PU



*Shaped by*  
Shauna Coxsey



## Shauna's Pinches XXL

- 2 holds
- XXL
- Recommended screws:  
2 bolts 10\*120  
or 6 wood screws 5\*40

Ref. EH629

PU



*Shaped by*  
Shauna Coxsey



## Shauna's Flat XL

- 7 holds
- XL
- Recommended screws:  
22 wood screws 5\*40

Ref. EH615

PU



*Shaped by*  
Shauna Coxsey






## Shauna's Rails M

- 12 holds
- M
- Recommended screws:  
34 wood screws 5\*40

Ref. EH634



*Shaped by*  
Shauna Coxsey



## Shauna's Rails L

- 2 holds
- L
- Recommended screws:  
6 wood screws 5\*40

Ref. EH601



*Shaped by*  
Shauna Coxsey



## Shauna's Rails L2

- 2 holds
- L
- Recommended screws:  
2 bolts 10\*70  
or 8 wood screws 5\*40

Ref. EH626



*Shaped by*  
Shauna Coxsey



## Shauna's Rails XL

- 2 holds
- XL
- Recommended screws:  
10 wood screws 5\*40

Ref. EH602



*Shaped by*  
Shauna Coxsey



## Shauna's Rails XL 2

- 2 holds
- XL
- Recommended screws:  
10 wood screws 5\*40

Ref. EH633



*Shaped by*  
Shauna Coxsey



## Shauna's Rails XXL

- 3 holds
- XXL
- Recommended screws:  
1 bolt 10\*70 + 2 bolts 10\*100  
or 12 wood screws 5\*40

Ref. EH603



*Shaped by*  
Shauna Coxsey



## Shauna's Rails XXL 2

- 2 holds
- XXL
- Recommended screws:  
2 bolts 10\*70  
or 14 wood screws 5\*40

Ref. EH632



*Shaped by*  
Shauna Coxsey



## Shauna's Rails XXL 3

- 3 holds
- XXL
- Recommended screws:  
3 bolts 10\*100  
or 13 wood screws 5\*40

Ref. EH582



## Shauna's Slopers L

- 4 holds
- L
- Recommended screws:  
14 wood screws 5\*40

Ref. EH624



*Shaped by  
Shauna Coxsey*




## Shauna's Slopers XL

- 2 holds
- XL
- Recommended screws:  
7 wood screws 5\*40

Ref. EH605



*Shaped by  
Shauna Coxsey*



## Shauna's Slopers XL 2

- 5 holds
- XL
- Recommended screws:  
5 bolt 10\*100  
+ 18 wood screws 5\*40

Ref. EH621



*Shaped by  
Shauna Coxsey*





### Shauna's Slopers XL 3

- 3 holds
- XL
- Recommended screws:  
1 bolt 10\*100  
+ 15 wood screws 5\*40

Ref. EH625

PU



*Shaped by*  
Shauna Coxsey



### Shauna's Slopers XXL

- 1 hold
- XXL
- Recommended screws:  
1 bolt 10\*140  
or 7 wood screws 5\*40

Ref. EH635

PU



*Shaped by*  
Shauna Coxsey



### Shauna's Giga Sloper 1

- 1 holds
- XXL
- Recommended screws:  
9 wood screws 5\*40

Ref. EH630

PU



*Shaped by*  
Shauna Coxsey



### Shauna's Giga Sloper 2

- 1 holds
- XXL
- Recommended screws:  
1 bolt 10\*160  
or 8 wood screws 5\*40

Ref. EH631

PU



*Shaped by*  
Shauna Coxsey



## Shauna's Triangles L

- 3 holds
- L
- Recommended screws:  
11 wood screws 5\*40

Ref. EH617



*Shaped by*  
Shauna Coxsey



## Shauna's Triangles XL

- 3 holds
- XL
- Recommended screws:  
9 wood screws 5\*40


ef. EH616



*Shaped by*  
Shauna Coxsey







# ATAMI

*Waves inspiration*

Parisian duo, Bleaujob is route setting in all its facets.

From competition to climbing gyms, we were keen to offer a range that would be accessible to as many people as possible.

The shapes are more voluminous and allow 3D climbing, something to play with from beginner to expert.

Atami (wave in Japanese), shaped under «la dent de Crolles», Rhône Alpes, offers a whole range of outstanding shapes.

---

Colour options : *please refer to page 5*



### Atami Feet XS

- 7 holds
- XS
- Recommended screws:  
13 wood screws 5\*40

Ref. EH637

PU



### Atami Feet S

- 8 holds
- S
- Recommended screws:  
17 wood screws 5\*40

Ref. EH638

PU



### Atami Jugs M

- 4 holds
- M
- Recommended screws:  
15 wood screws 5\*40

Ref. EH639

PU



## Atami Jugs L

- 3 holds
- L
- Recommended screws:  
3 bolt 10\*50  
or 12 wood screws 5\*40

Ref. EH640



## Atami Jugs XL1

- 3 holds
- XL
- Recommended screws:  
3 bolt 10\*100  
or 12 wood screws 5\*40

Ref. EH641



## Atami Jugs XL2

- 3 holds
- XL
- Recommended screws:  
3 bolt 10\*120  
or 12 wood screws 5\*40

Ref. EH642





## Atami Jugs XXL 1

- 2 holds
- XXL
- Recommended screws:  
10 wood screws 5\*40

Ref. EH643



## Atami Jugs XXL2

- 2 holds
- XXL
- Recommended screws:  
2 bolts 10\*120  
or 8 wood screws 5\*40

Ref. EH644



## Atami Giga Jug

- 1 MACRO
- Recommended screws:  
6 wood screws 5\*40

Ref. EH645









# SIMON

*Modern climbing style' -*

A shaper for EP for more than 3 years. Simon continues to expand the Absolute range and is now developing his own range and bringing a wave of originality.

«Shape is a subtle balance between ergonomics and design. inspiration comes from the desire for a technical and comfortable grip. Simple and pure shapes, reflecting a modern climbing style. Forget the superficial, concentrate on the essential. Imagined by the mind, sculpted for reality. For free climbing, for the beauty of movement, for pleasure.»



Colour options : *please refer to page 5*



### Simon's Feets S

- 10 holds
- S
- Recommended screws:  
20 wood screws 5\*40

Ref. EH653



### Simon's Edges S

- 5 holds
- S
- Recommended screws:  
10 wood screws 5\*40

Ref. EH651



### Simon's Edges M

- 5 holds
- M
- Recommended screws:  
10 wood screws 5\*40

Ref. EH652



### Simon's Jugs M

- 5 holds
- M
- Recommended screws:  
5 bolts 10 \*70  
or 15 wood screws 5\*40

Ref. EH650







## Simon's Triangles XL

- 3 holds
- XL
- Recommended screws:  
1 bolt 10\*100  
+ 10 wood screws 5\*40

Ref. EH646

PU



## Simon's Jugs L

- 4 holds
- L
- Recommended screws:  
4 bolts 10\*100  
or 12 wood screws 5\*40

Ref. EH649

PU



## Simon's Jugs XL 1

- 3 holds
- XL
- Recommended screws:  
3 bolts 10\*100  
or 9 wood screws 5\*40

Ref. EH647

PU




## Simon's Jugs XL 2

- 3 holds
- XL
- Recommended screws:  
3 bolts 10\*100  
or 12 wood screws 5\*40

Ref. EH648

PU





## Drop Pinches L

- 5 holds
- L
- Recommended screws:  
1 bolt 10 \*100 + 3 bolts 10\*120  
+ 1 bolt 10\*140  
or 19 wood screws 5\*40

Ref. EH581

PU



## Drop Pinches XL

- 5 holds
- XL
- Recommended screws:  
2 bolts 10\*100 + 1 bolt 10 \*120  
+ 1 bolt 10\*140  
or 25 wood screws 5\*40

Ref. EH580

PU



## Blob Pinches XL

- 3 holds
- XL
- Recommended screws:  
3 bolts 10\*120  
or 16 wood screws 5\*40

Ref. EH576

PU





### Bowl Jug XXL 1

- 1 hold
- XXL
- Recommended screws:  
1 bolt 10\*120  
or 5 wood screws 5\*40

Ref. EH590

PU



### Bowl Jug XXL 2

- 1 hold
- XXL
- Recommended screws:  
1 bolt 10\*160  
or 6 wood screws 5\*40

Ref. EH591

PU




### Bowl Jug XXL 3

- 1 hold
- XXL
- Recommended screws:  
1 bolt 10\*70  
or 5 wood screws 5\*40

Ref. EH593

PU





## Drop Slopers L

- 5 holds
- L
- Recommended screws:  
20 wood screws 5\*40

Ref. EH592



## Drop Sloper XXL 1

- 1 hold
- XXL
- Recommended screws:  
1 bolt 10\*160  
or 7 wood screws 5\*40

Ref. EH585





## Drop Sloper XXL 2

- 1 hold
- XXL
- Recommended screws:  
9 wood screws 5\*40

Ref. EH587



## Drop Sloper XXL 3

- 1 hold
- XXL
- Recommended screws:  
6 wood screws 5\*40

Ref. EH586




## Drop Sloper XXL 4


- 1 hold
- XXL
- Recommended screws:  
6 wood screws 5\*40

Ref. EH654





New



### Gold Pack Small

- 20 holds
- S/M
- Recommended screws:  
20 bolts 10\*50  
+ 20 woodscrews 5\*40

Ref. EH655

PE



New



### Gold Pack Large

- 20 holds
- L
- Recommended screws:  
60 bolts 10\*70  
+ 55 woodscrews 5\*40

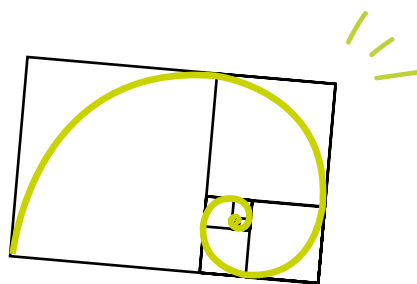
Ref. EH656

PE



# Gold Rectangles

*Creativity beyond the norm*



The Golden Ratio, used from antiquity to the present day in art, architecture and mathematics, inspired me to create this new range.


The concepts of geometry, harmony and scale give this range a strong identity.

Working on a rectangular design with pure geometric dimensions allowed me to imagine an endless variety of combinations of sizes and grips.









# ESSENTIALS

*The essentials for  
equipping a wall*

Colour options : *please refer to page 5*



## Vulkan

- 3 holds
- L
- Recommended screws:  
12 woodscrews 5\*70

Ref. EH662

PU



## Vulkan L

- 1 hold
- L
- Recommended screws:  
4 woodscrews 5\*70

Ref. EH663

PU



## Vulkan XL

- 1 hold
- XL
- Recommended screws:  
4 woodscrews 5\*70

Ref. EH664

PU



## Vulkan XXL

- 1 hold
- XXL
- Recommended screws:  
4 woodscrews 5\*70

Ref. EH665

PU








### Essential Feet XS

- 10 holds
- XS
- Recommended screws:  
10 bolts 10\*35  
+ 10 wood screws 5\*40



Ref. EH362



### Triangle Feet XS

- 20 holds
- XS
- Recommended screws:  
43 wood screws 5\*40


Ref. EH546



### Macro Feet XS

- 20 holds
- XS
- Recommended screws:  
42 Wood screws 5\*40

Ref. EH563




### Climper Feet XS

- 20 holds
- XS
- Recommended screws:  
40 wood screws 5\*40

Ref. EH550





### Pyramid Feet S

- 10 holds
- S
- Recommended screws:  
7 bolts 10\*50 + 3 bolts 10\*35

Ref. EH574



### Round Feet S

- 10 holds
- S
- Recommended screws:  
7 bolts 10\*50 + 3 bolts 10\*35


Ref. EH573



### Organic Feet S

- 10 holds
- S
- Recommended screws:  
2 bolts 10\*35 + 8 bolts 10\*50

Ref. EH571



### Crater Feet S

- 10 holds
- S
- Recommended screws:  
10 bolts 10\*35

Ref. EH572





## Wave Edges S

- 10 holds
- S
- Recommended screws:  
25 wood screws 5\*40

Ref. EH533



## Cuboid

- 10 holds
- M/L
- Recommended screws:  
2 bolts 10\*35 + 4 bolts 10\*50 + 4 bolts  
10\*70 + 6 woodscrews 5\* 40

Ref. EH657



## Round Edges M

- 10 holds
- M
- Recommended screws:  
10 bolts 10\*35 + 10 wood screws  
5\*40 or 20 wood screws 5\*40

Ref. EH670






## Wing Edges M

- 5 holds
- M
- Recommended screws:  
3 bolts 10 \*35  
+ 5 wood screws 5\*40  
or 13 wood screws 5\*40

Ref. EH579

PU



## Triangle Edges L

- 22 holds
- L
- Recommended screws:  
10 bolts 10\*50  
+ 24 wood screws 5\*40

Ref. EH377

PU





## Shield Edges XL

- 3 holds
- XL
- Recommended screws:  
2 bolts 10\*50 + 1 bolt 10\*70  
or 12 wood screws 5\*40

Ref. EH583

PU



## Shield Edges XXL

- 2 holds
- XXL
- Recommended screws:  
1 bolt 10\*100 + 1 bolt 10\*120  
or 12 wood screws 5\*40

Ref. EH577

PU



## Kayak Edges XXL


- 3 holds
- XXL
- Recommended screws:  
1 bolt 10\*50 + 2 bolts 10\*70  
or 13 wood screws 5\*40

Ref. EH559

PU







### Shield Pinches M

- 5 holds
- M
- Recommended screws:  
5 bolts 10\*70  
or 15 wood screws 5\*40

Ref. EH589



### Drained Pinches M

- 10 holds
- M
- Recommended screws:  
10 bolts 10\*50  
+ 10 wood screws 5\*40  
or 20 wood screws 5\*40

Ref. EH666



### Bubble Pinches L

- 6 holds
- L
- Recommended screws:  
4 bolts 10\*70  
+ 2 bolts 10\*100  
+ 6 wood screws 5\*40

Ref. EH671





## Asteroid Pinches XL

- 3 holds
- XL
- Recommended screws:  
2 bolts 10\*70  
+ 1 bolt 10\*100  
+ 3 wood screws 5\*40

Ref. EH569

PU



## Whale Pinch XXL

- 1 hold
- XXL
- Recommended screws:  
1 bolt 10\*140  
+ 1 wood screw 5\*40

Ref. EH570

PU



## Easy Pockets L

- 10 holds
- L
- Recommended screws:  
10 bolts 10\*50  
+ 10 wood screws 5\*40

Ref. EH125

PE



## Hard Pockets L

- 10 holds
- L
- Recommended screws:  
10 bolts 10\*50  
+ 10 wood screws 5\*40  
or 20 wood screws 5\*40

Ref. EH669

PE




## Handle Jugs XL

- 10 holds
- XL
- Recommended screws:  
10 bolts 10\*50  
+ 10 wood screws 5\*40

Ref. EH331

PE






## Flakes Jugs M 2

- 20 holds
- M
- Recommended screws:  
20 bolts 10\*50 + 20 wood screws  
5\*40

Ref. EH668



## Flakes Jugs M 1

- 20 holds
- M
- Recommended screws:  
20 bolts 10\*50  
+ 20 wood screws 5\*40

Ref. EH667



## Double Jugs L

- 15 holds
- L
- Recommended screws:  
15 bolts 10\*50  
+ 15 wood screws 5\*40

Ref. EH313





### Flakes Jugs L1

- 10 holds
- L
- Recommended screws:  
10 bolts 10\*70  
+ 10 wood screws 5\*40


Ref. EH384



### Flakes Jugs L 2

- 5 holds
- L
- Recommended screws:  
5 bolts 10\*70  
+ 5 wood screws 5\*40

Ref. EH385



### Flakes Jugs XL

- 5 holds
- XL
- Recommended screws:  
5 bolts 10\*70

Ref. EH588





## Eclipse Jug XXL

- 1 hold
- XXL
- Recommended screws:  
1 bolt 10\*70  
or 5 wood screws 5\*40

Ref. EH584

PU



## Fat Jug XXL

- 1 hold
- XXL
- Recommended screws:  
1 bolt 10\*50  
+ 1 wood screw 5\*40

Ref. EH515

PU



## Moon Jugs XXL

- 3 holds
- XXL
- Recommended screws:  
2 bolts 10\*140 + 1 bolt 10\*160  
or 16 wood screws 5\*40

Ref. EH558

PU





## Sander's Slopers L

- 10 holds
- L
- Recommended screws:  
10 bolts 10\*70  
+ 10 wood screws 5\*40

Ref. EH508



## Marc's Slopers XL

- 5 holds
- XL
- Recommended screws:  
4 bolts 10\*70 + 1 bolt 10\*100  
+ 5 wood screws 5\*40  
or 20 wood screws 5\*40

Ref. EH536



## Triangle Slopers XL

- 3 holds
- XL
- Recommended screws:  
1 bolt 10\*140 + 2 bolts 10\*110  
+ 3 wood screws 5\*40  
or 9 wood screws 5\*40

Ref. EH535



## Triangle Sloper XXL

- 1 hold
- XXL
- Recommended screws:  
1 bolt 10\*140  
+ 1 wood screw 5\*40  
or 3 wood screws 5\*40

Ref. EH539





## Eclipse Slopers XXL

- 3 holds
- XXL
- Recommended screws:  
2 bolts 10\*100 + 1 bolt 10\*70  
+ 3 wood screws 5\*40  
or 6 wood screws 5\*40

Ref. EH547

PU



## Eclipse Sloper XXL

- 1 hold
- XXL
- Recommended screws:  
1 bolt 10\*100  
or 4 wood screws 5\*40

Ref. EH561

PU









ENTREPRISES




# STONE PULSE

*The grip and detail  
of granite* ☺

---

Colour options : *please refer to page 5*




## Pulse Feet XS

- 10 holds
- XS
- Recommended screws:  
10 bolts 10\*35  
+ 10 wood screws 5\*40

Ref. EH526

PE




## Pulse Feet S

- 15 holds
- S
- Recommended screws:  
15 bolts 10\*50  
+ 15 wood screws 5\*40

Ref. EH527

PE



## Pulse Edges M

- 7 holds
- M
- Recommended screws:  
7 bolts 10\*50  
+ 7 wood screws 5\*40

Ref. EH528

PE





## Pulse Jugs M

- 8 holds
- M
- Recommended screws:  
8 bolts 10\*50  
+ 8 wood screws 5\*40

Ref. EH529

PE



## Pulse Jugs XL

- 5 holds
- XL
- Recommended screws:  
5 bolts 10\*70  
+ 5 wood screws 5\*40

Ref. EH519

PE



## Pulse Pinches M

- 10 holds
- M
- Recommended screws:  
10 bolts 10\*70  
+ 10 wood screws 5\*40

Ref. EH521

PE





## Pulse Pack

- 30 holds
- A
- Recommended screws:  
30 bolts 10\*50  
+ 30 wood screws 5\*40

Ref. EH520


PE











# PACKS

*Ready to use routes  
and bouldering problems!*

This range of packs offers sets of different sizes and various holds. According to the type of pack, the holds can be used for bouldering or lead walls. They allow easy route-setting at a lower cost.

Their adaptability is perfect for communities and intensive use.

---

Colour options : *please refer to page 5*




## Chill Out 30

- 30 holds
- A
- Recommended screws:  
30 bolts 10\*70  
+ 30 wood screws 5\*40

Ref. EH555

PE




## Chill Out 40

- 40 holds
- A
- Recommended screws:  
40 bolts 10\*70  
+ 40 wood screws 5\*40

Ref. EH557

PE



## Lead Setting 40


- 40 holds
- A
- Recommended screws:  
15 bolts 10\*35 + 25 bolts 10\*50  
+ 40 wood screws 5\*40

- Provided with a route setting Kit

Ref. EH554

PE





### Salathe 3

- 30 holds
- A
- Recommended screws:  
30 bolts 10\*70  
+ 30 wood screws 5\*40

Ref. EH381

PE



### Club 3

- 50 holds
- A
- Recommended screws:  
40 bolts 10\*50 + 10 bolts 10\*70  
+ 50 wood screws 5\*40

Ref. EH148

PE



*Reshaped*



### Club 50

- 50 holds
- A
- Recommended screws:  
40 bolts 10\*50 + 10 bolts 10\*70  
+ 50 wood screws 5\*40

Ref. EH332

PE



*Reshaped*





# KIDS

*Climbing for kids'!*

The ENTRE-PRISES "Kids" range of soft and ergonomic grips are adapted for the hands of children! These holds can be used to route-set paths on a climbing wall, or build many fun traverses.

Most of them are certified for playgrounds, they guarantee safety for children.

---

Colour options : *please refer to page 5*





## Funny Faces

- 15 holds
- L
- Recommended screws:  
15 bolts 10\*70  
+ 15 wood screws 5\*40

Ref. EH607

PE



## Kids Faces Smiley

- 5 holds
- L
- Recommended screws:  
5 bolts 10\*70  
+ 5 wood screws 5\*40

Ref. EH610

PE



## Kids Faces Joysticks

- 3 holds
- XL
- Recommended screws:  
5 bolts 10\*70  
+ 5 wood screws 5\*40

Ref. EH611

PU





## Alphabet

- 26 holds
- M
- Recommended screws:  
26 bolts 10\*50


Ref. EH066



## Numbers

- 10 holds
- M
- Recommended screws:  
10 bolts 10\*50

Ref. EH067



## Kineduc

- 16 holds
- M
- Recommended screws:  
16 bolts 10\*50  
+ 16 woodscrews 5\* 40

Ref. EH380



*Reshaped*






## Kids

- 20 holds
- M
- Recommended screws:  
20 bolts 10\*50  
+ 20 wood screws 5\*40

Ref. EH074



## Kids 2

- 20 holds
- M
- Recommended screws:  
20 bolts 10\*50  
+ 20 wood screws 5\*40

Ref. EH323



## Climb-it

- 20 holds
- M
- Recommended screws:  
20 bolts 10\*50  
+ 20 wood screws 5\*40

Ref. EH129



*Reshaped*




## Tic

- 20 holds
- M
- Recommended screws:  
20 bolts 10\*50  
+ 20 woodscrews 5\*40

Ref. EH134



*Reshaped*



## Tac

- 10 holds
- M
- Recommended screws:  
10 bolts 10\*50

Ref. EH135



## Toe

- 10 holds
- M
- Recommended screws:  
10 bolts 10\*50  
+ 10 wood screws 5\*40

Ref. EH136



*Reshaped*



## Instinct 2

- 22 holds
- M
- Recommended screws:  
22 bolts 10\*50  
+ 22 wood screws 5\*40

Ref. EH355



## Pedagogs

- 40 holds
- M
- Recommended screws:  
40 bolts 10\*50  
+ 30 woodscrews 5\*40

Ref. EHN001



*Reshaped*




## Didactics

- 50 holds
- M
- Recommended screws:  
50 bolts 10\*50  
+ 20 wood screws 5\*40

Ref. EHN002







# TRAINING

*To reach new heights*

Practice and training enables climbers to grow and develop.

For this, we offer fun, compact hangboards made with the "SoftTouch" texture, specially developed to protect your skin while training.

Campus rungs and wooden balls allow you to progress by introducing new grips and various moves. These tools allow you to work, among others, the strength of your fingers, forearms and biceps.

---

Colour options : *please refer to page 5*



## Campus Sphere M

- 2 holds
- M
- Recommended screws:  
2 bolts 10\*100

Ref. EH545



## Campus Sphere L

- 2 holds
- L
- Recommended screws:  
2 bolts 10\*100

Ref. EH543



## Campus Sphere XL

- 2 holds
- XL
- Recommended screws:  
2 bolts 10\*100

Ref. EH544

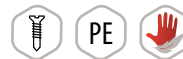




## Campus Crimps

- 4 holds
- 38\*2\*5cm
- Recommended screws:  
16 wood screws 5\*40

Ref. EH542



## Campus Edges

- 4 holds
- 38\*3\*5cm
- Recommended screws:  
16 wood screws 5\*50

Ref. EH541



## Campus Jugs

- 4 holds
- 38\*4\*5cm
- Recommended screws:  
16 wood screws 5\*70

Ref. EH540





## Hangtime 2

- 1 board
- 55\*16\*6cm
- Screws included:  
3 wood screws 5\*60

Ref. EA009



## Kineboard

- 1 board
- 60\*20\*12cm
- Screws included:  
4 wood screws 5\*60

Ref. EA007











# GREENHOLDS

*Proud distributor  
of greenholds*

Beginning with both training and downclimbing holds, you can reduce your carbon footprint with Greenholds' climbing holds, 100% recyclable and made of raw materials from waste streams.

These wear-resistant, lightweight and easy-to-clean climbing holds deliver both high-end performance and a solution that protects the planet.



## Campus Balls 40

- 2 holds
- M
- Slopers
- Recommended screws:  
2 bolts 10\*35
- Recycled PA

Ref. CB0040



## Campus Balls 55

- 2 holds
- M
- Slopers
- Recommended screws:  
2 bolts 10\*50
- Recycled PA

Ref. CB0055




## Campus Balls 70

- 2 holds
- M
- Slopers
- Recommended screws:  
2 bolts 10\*70
- Recycled PA

Ref. CB0070





### Campus Rungs 25

- 2 holds
- M
- Edges
- Recommended screws:  
2 bolts 10\*35  
+ 4 woodscrews 5\*40
- Recycled PA

Ref. CR0025



### Campus Rungs 30

- 2 holds
- M
- Edges
- Recommended screws:  
2 bolts 10\*35  
+ 4 woodscrews 5\*40
- Recycled PA

Ref. CR0030



### Campus Rungs 35

- 2 holds
- M
- Edges
- Recommended screws:  
2 bolts 10\*35  
+ 4 woodscrews 5\*40
- Recycled PA

Ref. CR0035





## System Disk 10

- 2 holds
- M
- Edges
- Recommended screws:  
2 bolts 10\*50
- Recycled PA

Ref. SD100



## System Disk 18

- 2 holds
- L
- Edges
- Recommended screws:  
2 bolts 10\*50
- Recycled PA

Ref. SD180



## Down Climb Jug

- 1 hold
- L
- Jug
- Recommended screws:  
1 bolts 10\*50  
+ 1 woodscrew 5\*40
- Recycled PA

Ref. DCJ001






### System disk set 18 holds

- Made of 6 SD100 and 12 SD180
- Recommended screws: 18 bolts 10\*50
- Colors: all green or all black
- Recycled PA


Ref. SDset0018



### System disk set 27 holds

- Made of 9 SD100 and 18 SD180
- Recommended screws: 27 bolts 10\*50
- Colors: all green or all black
- Recycled PA


Ref. SDset0027



### System disk set 36 holds

- Made of 12 SD100 and 24 SD180
- Recommended screws: 36 bolts 10\*50
- Colors: all green or all black
- Recycled PA

Ref. SDset0036




### System disk set 45 holds

- Made of 15 SD100 and 30 SD180
- Recommended screws: 45 bolts 10\*50
- Colors: all green or all black
- Recycled PA

Ref. SDset0045





## Campus Board set 60 holds

- Full board set of 5 layers made of CR0025, CR0030, CR0035, CB0040, CB0055 and CB0070
- Recommended screws: 60 bolts 10\*50 + 60 woodscrews 5\*40
- Colors: all green, all black or mixed
- Recycled PA


Ref. CBset0050



## Campus Board set 84 holds

- Full board set of 7 layers made of CR0025, CR0030, CR0035, CB0040, CB0055 and CB0070
- Recommended screws: 84 bolts 10\*50 + 84 woodscrews 5\*40
- Colors: all green, all black or mixed
- Recycled PA

Ref. CBset0070



## Campus Board set 108 holds

- Full board set of 9 layers made of CR0025, CR0030, CR0035, CB0040, CB0055 and CB0070
- Recommended screws: 108 bolts 10\*50 + 108 woodscrews 5\*40
- Colors: all green, all black or mixed
- Recycled PA

Ref. CBset0090









*epclimbing.com*

info@epclimbing.com

**EP France** +33 (0)4 76 08 53 76

**EP Spain** +34 637 316 273

**EP UK** +44 (0) 7923 449481

**EP Asia** Mobile: +62 817-6934-718

